

WOODLAND MANAGEMENT

IN-HOUSE WINTER WORK

2022/2023

Following John Nicholson's advice, along with our own observations and knowledge of the course, these are the areas of woodland and tree work that we will be concentrating on this winter:

Hole 4 : Removal of trees around the green that are casting shadows

Hole 6 : Removal of trees around the green that are casting shadows


Hole 12 : Continue to remove self-seeded trees (**whilst retaining specimen trees**) to reintroduce the lost views.
This will include the removal of the Laurel hedge and 1 oak at the elbow of the 12th, where we are introducing a pine coppice

Hole 14 : The trees on the bank to the RHS of the 14th green cast shadows over the green .

Ash Trees : We have many trees all around the course which are suffering from Ash Die Back that must be removed over the next 2 or 3 years.

Hole 4 – What's the problem ?

The 4th green suffers from heavy shading, which predisposes the green to disease.



Even with NO leaves on the trees, you can clearly see the bare areas where no sun hits the green during winter months.

It is impossible to grow and/or maintain healthy grass in these areas

What is the consequence of shade on our greens during autumn months, when it is still fairly warm, but damp conditions ?

**Diseases such
as Fusarium**



**Or infestations of
Nematodes**



HOW DO WE RESOLVE THIS PROBLEM ?


We can spray a limited number of Fungicides, although more & more products are being removed from the market.

These will help the problem, BUT they do not resolve the problem.

Unfortunately, the primary long term solution is to remove trees from around the greens that cast shadows.

**This is particularly pertinent during the
Autumn and Winter months.**

Hole 4 – Winter Sun – Mid Sept 2022



Hole 4 – What will it look like if we do this work ?

BEFORE



AFTER



HOLE 4

BEFORE




AFTER



Hole 6 – What's the problem ?

We have exactly the same problem with the 6th green, as we do with the 4th

Even during winter months, the 6th green suffers from severe shading



Hole 6 – Winter Sun – Mid September 2022



Hole 6 – Winter Sun – Mid September 2022



Hole 6 – What will it look like if we do this work ?

BEFORE



Removing the three trees to the left & rear of the green will have no real impact to the backdrop of the green as there are trees beyond.

AFTER



Hole 6

BEFORE



AFTER



12th HOLE

We have started to plant Pine Trees at the elbow of the 12th hole in preparation for the removal of the laurel hedge and self seeded maple trees, along with 1 oak tree, which will be in the middle of the new stand of pine trees




12th HOLE

We may not get quite the same view from the RHS of the 12th fairway when we remove the self seeded trees and laurel, but potentially



Hole 14 – What's the problem ?

The trees on the bank to the RHS of the 14th Green cast shadow, especially during the winter months when the sun is low.



ASH TREES AROUND THE COURSE



Most of our Ash Trees are showing various degrees of Ash Die Back.

Over the next 12/24 months, we will remove as many of the dead and diseased trees as we can.



1 small example of the benefit to the course of proper Woodland Management.

2nd Fairway: self-seeded trees, bramble and weeds removed, the soil rotovated and seeded.

